



COLLECTING TUATUA?

Be careful not to take Toheroa

The toheroa fishery has been closed across New Zealand for over 35 years. You can help protect toheroa by leaving it alone so it can continue to regenerate.

The difference between tuatua and toheroa

Touch

Toheroa shells are more brittle and slightly rounder than tuatua, they also have a slight lump at the base.

Gloss

Tuatua shells are slightly glossy compared to toheroa and have a square, flat base.

The sand test


A simple test is to sit the shellfish on its base on the sand, (with the sharp end standing up). A tuatua should stay standing, balanced on the flat base while the toheroa, which has a lump on the base of the shell, should fall over.

Size

The two species can be the same size and colour depending on age but toheroa will eventually grow twice as big as tuatua and have a darker shell.



Location

Tuatua are normally found in the low, intertidal area whereas toheroa usually occupy an area 20 meters below the current high water mark and are deeper in the sand.



The rules

Toheroa is a prohibited species. You cannot take or disturb any toheroa except by customary fishing permit – Regulation 25, Fisheries (Amateur Fishing) Regulations 2013. You may be prosecuted with a maximum fine of up to \$20 000.

Toheroa	Tuatua
Brittle	Glossy
Rounder	Squarer
Slight lump at the base	Found in low, intertidal areas
 Illegal to take	 Safe to take

In Northland you may gather up to 150 tuatua per person per day – Regulation 12, Fisheries (Amateur Fishing) Regulations 2013.

Taking more than your daily limit per person of tuatua can incur a fine of up to \$20 000 depending on the amount taken.

If you see anything suspicious, call **0800 4 POACHER**.

Ways to check the rules

Use one of our FREE services:

- **Download our free NZ Fishing Rules app** by texting the word 'app' to 9889 **OR** by scanning the **QR code**. The app works even when you have no coverage.
- **Free text** the name of the species you are fishing for (e.g. blue cod or pāua) to 9889 and receive legal size and bag limit via return text.
- **Visit www.fisheries.govt.nz/rules**
- **Email recreationalfisheries@mpi.govt.nz** to subscribe to fishing related updates in your area.
- Follow one of our MPI Fisheries Facebook pages:



MPI Fisheries – Northland
MPI Fisheries – Nelson/Marlborough/Kaikōura
MPI Fisheries – Canterbury/Westland
MPI Fisheries – Otago/Southland